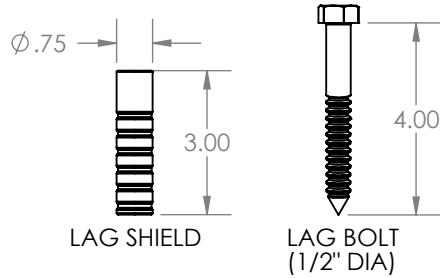
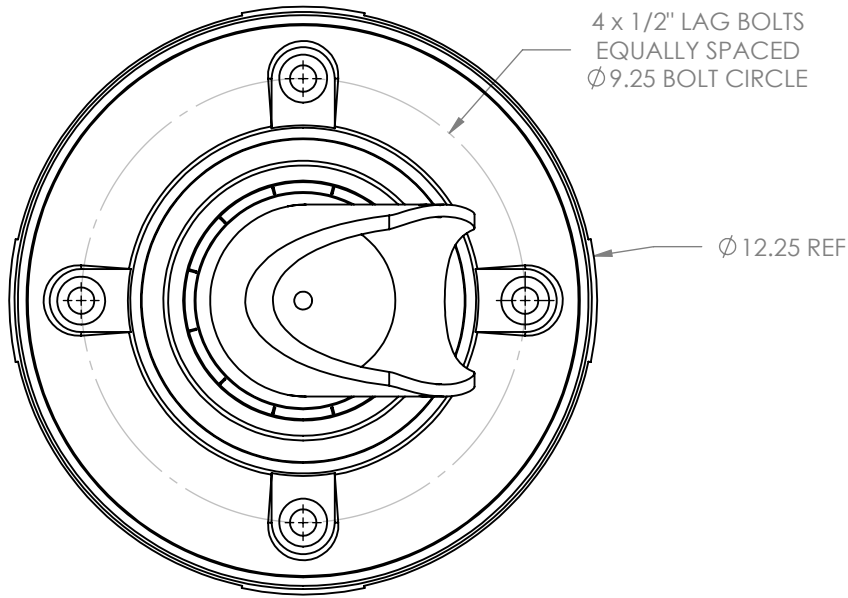
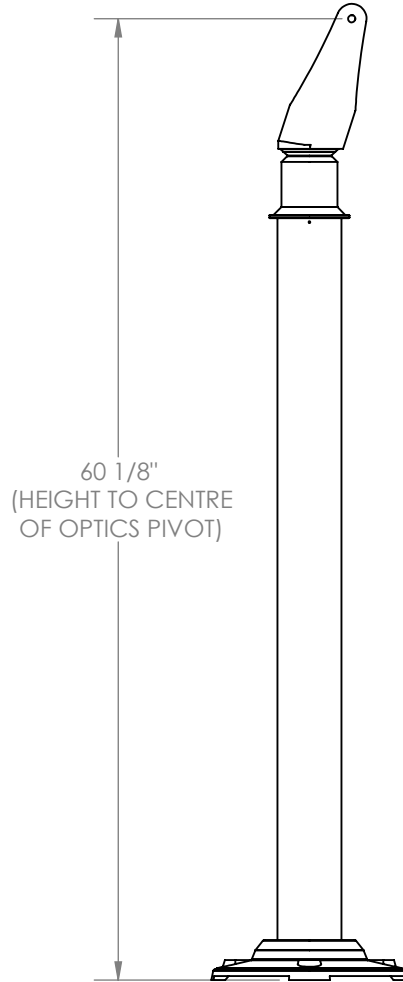


THE MATERIAL, DATA, STRATEGIES, SYSTEMS OR OTHER INFORMATION PROVIDED HEREIN IS THE SOLE, EXCLUSIVE CONFIDENTIAL PROPERTY ("CONFIDENTIAL PROPERTY") OF JESLER ENTERPRISES INC. THIS CONFIDENTIAL PROPERTY IS PROVIDED TO YOU ("RECIPIENT") FOR THE LIMITED USE OF FACILITATING BUSINESS INTERACTION AND/OR DEVELOPING A PROPOSAL. RECIPIENT ACKNOWLEDGES JESLER'S PROPRIETARY RIGHTS HERETO, AND COVENANTS TO RESTRICT ACCESS TO THE CONFIDENTIAL PROPERTY AS NECESSARY TO MAINTAIN THE CONFIDENTIALITY AND LIMITED USE OF THE SAME.



- NOTE:
- 1/ MACHINE CAN BE LAG BOLTED DIRECTLY INTO WOOD.
 - 2/ IF INSTALLED IN CONCRETE:
 - MARK THE FOUR HOLES.
 - DRILL, USING A 3/4" DRILL BIT, FOUR HOLES FOR LAG SHIELDS.
 - INSERT LAG SHIELDS. ENSURE SHIELD FULLY SEATED IN HOLE, FLUSH WITH SURFACE.
 - FASTEN LAG BOLTS THROUGH MACHINE INTO LAG SHIELDS.



SCOPE UNIT
NOT SHOWN
FOR CLARITY



REV. No.	APPR. BY	DATE	DESCRIPTION OF REVISION
△			
△			
△			
△			

TOLERANCE	
DO NOT SCALE DRAWING.	
UNLESS OTHERWISE SPECIFIED DIMENSIONS ARE IN INCHES.	
DIMENSIONS IN BRACKETS ARE METRIC.	
X . XX	± 0 . 015
X . XXX	± 0 . 003
ANGLES	± 0 . 5°
FRACTIONAL	± 1/32
Installation APPLICATION USED IN	

CAD GENERATED DRAWING, DO NOT MANUALLY UPDATE	
APPROVALS	DATE
DRAWN BY: G. DEE	Sept 11/08
DESIGN MGMT: G. DEE	
PRODUCTION MGMT:	
PROJECT MGR: MIKE SABATINO	

DRAWING NUMBER: Pinnacle Scope Installation Detail	
Pinnacle Scopes	
9124 Racetrack Rd. RR#6 Cobourg, Ontario, Canada K9A 4J9	
SIZE A	PART NO. HSP0001
SHEET OF	REV. △